



# SUPPORT CLASS RESULTS

## AUSTRALIAN SUPERSPORT

### Race 1

Date: 27/02/16  
 Event: R05  
 Weather: Mostly sunny - Temp: 21.3C  
 Track: Dry - Temp: 42.0C

Started at: 16:16:08  
 Laps: 10  
 Starters: 36  
 Printed at: 16:37

### PROVISIONAL CLASSIFICATION

Pos	No	Gr	Name	Machine	Laps	Race Time	Behind	Fastest Lap	On Lap	Top Speed
1	65	A	Troy GUENTHER (QLD) / Graffiti Alley Racing / LINK International	Yamaha YZF-R6	10	16:26.716		1:37.518	5	252
2	50	A	Callum SPRIGGS (QLD) / Cube Racing	Kawasaki ZX6R	10	16:32.193	5.477	1:37.326	8	260
3	36	B	Sam CLARKE (WA) / Banhams WA Racing	Kawasaki ZX6R	10	16:33.489	6.773	1:37.975	6	258
4	96	B	Luke MITCHELL (NSW) / Yamaha YRD / Maxima Racing Oils	Yamaha YZF-R6	10	16:34.831	8.115	1:38.488	2	258
5	82	A	Chris QUINN (NSW) / Coopers Pale Ale / Yamaha	Yamaha YZF-R6	10	16:38.261	11.545	1:38.469	6	259
6	25	B	Ben BLYTH (VIC) / Snap On / Fitmoto	Yamaha YZF-R6	10	16:40.541	13.825	1:38.622	6	260
7	52	A	Ryan TAYLOR (VIC) / Pablo's Motorcycle Tyres / Arden Homes	Yamaha YZF-R6	10	16:40.643	13.927	1:38.813	5	262
8	27	C	Nic LIMINTON (SA) / Arai / YRD / Ricondi / SPF	Yamaha YZF-R6	10	16:41.062	14.346	1:38.834	7	260
9	92	C	Ted COLLINS (VIC) / Magnum Welders	Suzuki GSX-R	10	16:48.731	22.015	1:39.733	2	257
10	72	B	Brad SHAW (VIC) / Ky Bearings / Ky Refrig	Kawasaki ZX6R	10	16:51.330	24.614	1:39.207	2	258
11	74	C	Cam RUSSELL (VIC) / Race Center / Maxima / YRD	Yamaha YZF-R6	10	16:56.955	30.239	1:40.433	3	255
12	29	C	Patrick LI (VIC) / MotoGo RS Taichi Australia	Kawasaki ZX6R	10	16:59.336	32.620	1:41.017	10	255
13	88	C	Harrison COX (QLD) / Harrison Cox Racing	Yamaha YZF-R6	10	16:59.384	32.668	1:40.297	9	257
14	26	B	Matt PRICE (WA) / Joondalup Carpet Court / Kaneg	Honda CBR 600	10	17:09.723	43.007	1:41.489	9	251
15	14	B	Shane MAGGS (VIC) / Platinum MC / Instinct Sports Nutrition / Stilcon	Suzuki GSX-R	10	17:14.382	47.666	1:40.099	9	258
16	75	B	Colin LEWIS (NSW)	Kawasaki ZX6R	10	17:14.871	48.155	1:41.576	7	254
17	4	C	Brendan WILSON (VIC) / Stainless Steel Projects PL	Yamaha YZF-R6	10	17:21.782	55.066	1:42.554	7	248
18	61	C	Rhys BELLING (VIC)	Yamaha YZF-R6	10	17:26.379	59.663	1:42.346	7	258
19	66	C	Hayden SPINKS (NSW) / My Home Company / Complete HR Solutions	Kawasaki ZX6R	10	17:27.913	1:01.197	1:42.468	9	257
20	13	C	Ben WHITE (VIC) / Race Center	Yamaha YZF-R6	10	17:28.167	1:01.451	1:41.523	9	257
21	44	B	Jessica WATKINS (VIC) / MetalGear Braking Components	Suzuki GSX-R	10	17:31.584	1:04.868	1:43.025	10	249
22	47	B	Jonny TAYLOR (VIC) / Team Johnny Racing	Honda CBR RR	10	17:31.850	1:05.134	1:44.058	2	242
23	33	B	Jack TWISSE (WA) / YRD / One2One	Yamaha YZF-R6	10	17:44.103	1:17.387	1:44.092	10	249
24	76	C	Scott GAPPS (NSW) / TOAD Racing	Kawasaki ZX6R	10	17:45.276	1:18.560	1:43.137	10	251
25	23	D	Riki LANYON (QLD) / Cube Racing / Motul	Kawasaki ZX6R	10	17:45.354	1:18.638	1:44.216	8	252
26	97	C	Luke HOREWOOD (SA) / Peter Stevens Motorcycles	Kawasaki ZX6R	10	18:04.384	1:37.668	1:44.936	2	254

*Scott Laing*  
 Chief Time Keeper - Scott Laing

*Tom Williams*  
 Clerk of Course - Tom Williams



Computime Race Timing Systems Pty Ltd © 1996  
 Licensed to Computime Race Timing Systems  
**COMPUTIME RACE TIMING SYSTEMS PTY LTD**  
**www.computime.com.au**

9 Timber Lane, Glen Waverley Vic 3150. Ph: 0418 17 13 17

E-mail: scott@computime.com.au





# SUPPORT CLASS RESULTS

## AUSTRALIAN SUPERSPORT

### Race 1

Date: 27/02/16  
 Event: R05  
 Weather: Mostly sunny - Temp: 21.3C  
 Track: Dry - Temp: 42.0C

Started at: 16:16:08  
 Laps: 10  
 Starters: 36  
 Printed at: 16:37

### PROVISIONAL CLASSIFICATION

Pos	No	Gr	Name	Machine	Laps	Race Time	Behind	Fastest Lap	On Lap	Top Speed
27	32	C	David ROUGHLEY (QLD) / YRD / IPONE	Yamaha YZF-R6	10	18:10.501	1:43.785	1:47.085	7	245
28	15	C	Rylee SIMONS (VIC) / MSC Geelong / www.ridersdiscount.com	Triumph Daytona	9	16:31.519	1 Lap	1:46.671	7	232
29	22	B	Glenn NANKERVIS (VIC) / Nankervis Motorsport / Traralgon 4WD	Yamaha YZF-R6	9	16:39.337	1 Lap	1:49.521	5	230
30	41	D	Nathan NORRIS (SA)	Kawasaki ZX6R	9	16:39.551	1 Lap	1:48.445	9	243
31	71	C	Terry DIXON (VIC) / M.B. Pre-Fab / MMR Transport	Yamaha YZF-R6	9	16:57.178	1 Lap	1:49.758	9	229
DNF	77	C	Robbie MENZIES (QLD)	Kawasaki ZX6R	7	11:40.808	3 Laps	1:38.732	4	263
DNF	19	B	Tommy KING (WA)	Yamaha YZF-R6	7	12:15.857	3 Laps	1:41.692	7	261
DNF	83	A	Kyle BUCKLEY (QLD)	Kawasaki ZX6R	3	5:03.175	7 Laps	1:38.843	2	255
DNF	12	D	Mark CHIODO (VIC) / Repsol / Alpinestars	Triumph Daytona	2	3:23.141	8 Laps	1:37.607	2	260
DNF	69	C	Ryan MASRI (NSW) / SA Kawasaki / BC Performace	Kawasaki ZX6R	0		10 Laps			208

Fastest Lap was 1:37.326 by Callum SPRIGGS (QLD)

Current race lap record for SS class - 1:35.200 by Bryan STARING (VIC) on a Yamaha YZF R6 set on 17/10/09

The results are provisional until the end of the time limit for protests and appeals.

  
 Chief Time Keeper - Scott Laing

  
 Clerk of Course - Tom Williams



Computime Race Timing Systems Pty Ltd © 1996  
 Licensed to Computime Race Timing Systems  
**COMPUTIME RACE TIMING SYSTEMS PTY LTD**  
**www.computime.com.au**

9 Timber Lane, Glen Waverley Vic 3150. Ph: 0418 17 13 17

E-mail: scott@computime.com.au





# SUPPORT CLASS RESULTS

## AUSTRALIAN SUPERSPORT

### Race 1

Date: 27/02/16  
 Event: R05  
 Weather: Mostly sunny - Temp: 21.3C  
 Track: Dry - Temp: 42.0C

Started at: 16:16:08  
 Laps: 10  
 Starters: 36  
 Printed at: 16:37

### PROVISIONAL LAP TIMES

No	Name	Lap 1	Lap 2	Lap 3	Lap 4	Lap 5	Lap 6	Lap 7	Lap 8	Lap 9	Lap 10
4	Brendan WILSON (VIC)	1:51.520	1:42.919	1:42.886	1:43.609	1:43.167	1:45.359	<b>1:42.554</b>	1:42.960	1:43.645	1:43.163
12	Mark CHIODO (VIC)	1:45.534	<b>1:37.607</b>								
13	Ben WHITE (VIC)	1:53.505	1:42.914	1:42.266	1:42.122	1:48.943	1:43.482	1:42.338	1:41.972	<b>1:41.523</b>	1:49.102
14	Shane MAGGS (VIC)	1:49.841	1:42.214	1:41.346	1:40.331	1:40.681	1:41.110	1:40.657	1:40.942	<b>1:40.099</b>	1:57.161
15	Rylee SIMONS (VIC)	1:58.161	1:49.318	1:49.560	1:49.595	1:48.996	1:53.565	<b>1:46.671</b>	1:48.134	1:47.519	
19	Tommy KING (WA)	1:53.874	1:44.006	1:42.233	1:42.798	1:41.855	1:49.399	<b>1:41.692</b>			
22	Glenn NANKERVIS (VIC)	1:57.141	1:49.752	1:49.645	1:49.712	<b>1:49.521</b>	1:49.952	1:50.132	1:50.188	1:53.294	
23	Riki LANYON (QLD)	1:58.200	1:48.464	1:45.433	1:46.334	1:44.291	1:44.586	1:44.301	<b>1:44.216</b>	1:44.545	1:44.984
25	Ben BLYTH (VIC)	1:45.726	1:38.625	1:39.376	1:39.555	1:38.720	<b>1:38.622</b>	1:39.802	1:39.894	1:39.657	1:40.564
26	Matt PRICE (WA)	1:49.650	1:42.454	1:42.005	1:41.890	1:42.541	1:41.668	1:42.748	1:42.458	<b>1:41.489</b>	1:42.820
27	Nic LIMINTON (SA)	1:47.282	1:39.633	1:39.148	1:38.850	1:39.098	1:38.835	<b>1:38.834</b>	1:39.257	1:39.752	1:40.373
29	Patrick LI (VIC)	1:48.577	1:41.135	1:41.158	1:41.035	1:41.589	1:41.390	1:41.043	1:41.047	1:41.345	<b>1:41.017</b>
32	David ROUGHLEY (QLD)	1:57.806	1:49.332	1:47.987	1:47.747	1:48.477	1:47.429	<b>1:47.085</b>	1:48.255	1:48.309	1:48.074
33	Jack TWISSE (WA)	1:53.498	1:44.159	1:54.541	1:44.986	1:44.277	1:44.552	1:44.263	1:45.361	1:44.374	<b>1:44.092</b>
36	Sam CLARKE (WA)	1:48.336	1:38.123	1:38.248	1:38.373	1:38.195	<b>1:37.975</b>	1:38.227	1:38.313	1:38.879	1:38.820
41	Nathan NORRIS (SA)	2:00.828	1:50.326	1:50.338	1:49.866	1:50.753	1:49.938	1:49.836	1:49.221	<b>1:48.445</b>	
44	Jessica WATKINS (VIC)	1:52.647	1:45.760	1:44.180	1:45.048	1:44.744	1:44.787	1:43.810	1:44.291	1:43.292	<b>1:43.025</b>
47	Jonny TAYLOR (VIC)	1:51.608	<b>1:44.058</b>	1:44.106	1:44.441	1:44.381	1:44.906	1:44.116	1:44.759	1:44.900	1:44.575
50	Callum SPRIGGS (QLD)	1:45.671	1:39.234	1:39.189	1:39.321	1:39.267	1:37.968	1:37.856	<b>1:37.326</b>	1:38.462	1:37.899
52	Ryan TAYLOR (VIC)	1:45.654	1:39.160	1:39.084	1:39.053	<b>1:38.813</b>	1:38.820	1:39.849	1:39.877	1:40.329	1:40.004
61	Rhys BELLING (VIC)	1:53.473	1:43.502	1:42.794	1:42.469	1:43.432	1:42.788	<b>1:42.346</b>	1:50.318	1:42.653	1:42.604
65	Troy GUENTHER (QLD)	1:43.509	1:37.912	1:37.866	1:37.715	<b>1:37.518</b>	1:37.886	1:38.259	1:38.132	1:38.472	1:39.447
66	Hayden SPINKS (NSW)	1:54.315	1:44.416	1:44.175	1:43.788	1:45.837	1:43.226	1:43.239	1:43.360	<b>1:42.468</b>	1:43.089
71	Terry DIXON (VIC)	2:00.007	1:49.852	2:00.768	1:51.442	1:50.164	1:50.496	1:51.239	1:53.452	<b>1:49.758</b>	
72	Brad SHAW (VIC)	1:48.710	<b>1:39.207</b>	1:39.843	1:40.012	1:39.999	1:40.181	1:40.282	1:40.379	1:40.859	1:41.858
74	Cam RUSSELL (VIC)	1:49.646	1:41.222	<b>1:40.433</b>	1:40.679	1:41.590	1:40.606	1:40.434	1:40.778	1:40.808	1:40.759
75	Colin LEWIS (NSW)	1:52.989	1:43.723	1:43.093	1:42.673	1:41.746	1:42.621	<b>1:41.576</b>	1:42.365	1:42.233	1:41.852
76	Scott GAPPS (NSW)	2:08.315	1:45.238	1:44.315	1:45.195	1:45.522	1:43.490	1:43.147	1:43.609	1:43.308	<b>1:43.137</b>
77	Robbie MENZIES (QLD)	1:46.075	1:39.389	1:39.137	<b>1:38.732</b>	1:39.382	1:39.271	1:38.822			
82	Chris QUINN (NSW)	1:46.724	1:39.188	1:39.444	1:38.859	1:38.810	<b>1:38.469</b>	1:39.684	1:39.106	1:38.831	1:39.146
83	Kyle BUCKLEY (QLD)	1:45.185	<b>1:38.843</b>	1:39.147							
88	Harrison COX (QLD)	1:49.035	1:42.421	1:40.506	1:40.612	1:41.416	1:41.137	1:41.468	1:40.673	<b>1:40.297</b>	1:41.819
92	Ted COLLINS (VIC)	1:47.644	<b>1:39.733</b>	1:39.785	1:39.830	1:39.967	1:39.863	1:40.098	1:40.577	1:40.897	1:40.337
96	Luke MITCHELL (NSW)	1:45.622	<b>1:38.488</b>	1:38.983	1:39.141	1:38.783	1:38.733	1:38.583	1:38.520	1:38.626	1:39.352
97	Luke HOREWOOD (SA)	1:54.829	<b>1:44.936</b>	1:57.497	1:45.783	1:48.373	1:46.413	1:46.460	1:46.813	1:46.449	1:46.831

The results are provisional until the end of the time limit for protests and appeals.

*Scott Laing*  
Chief Time Keeper - Scott Laing


*Tom Williams*  
Clerk of Course - Tom Williams



Computime Race Timing Systems Pty Ltd © 1996  
 Licensed to Computime Race Timing Systems  
**COMPUTIME RACE TIMING SYSTEMS PTY LTD**  
**www.computime.com.au**

9 Timber Lane, Glen Waverley Vic 3150. Ph: 0418 17 13 17

E-mail: scott@computime.com.au





# SUPPORT CLASS RESULTS

## AUSTRALIAN SUPERSPORT

### Race 1

Date: 27/02/16  
 Event: R05  
 Weather: Mostly sunny - Temp: 21.3C  
 Track: Dry - Temp: 42.0C

Started at: 16:16:08  
 Laps: 10  
 Starters: 36  
 Printed at: 16:37

### PROVISIONAL SPLIT TIMES

Lap	Split 1	Split 2	Split 3	Split 4	Lap Time	Spd	Lap	Split 1	Split 2	Split 3	Split 4	Lap Time	Spd
<b>4 Brendan WILSON (VIC) (17th)</b>							3	26.731	31.644	20.861	30.324	1:49.560	231
1	32.667	30.309	19.838	28.706	1:51.520	202	4	26.696	31.693	20.848	30.358	1:49.595	227
2	<b>24.771</b>	29.832	19.762	28.554	1:42.919	248	5	26.227	31.318	20.344	31.107	1:48.996	228
3	24.876	29.847	<b>19.483</b>	28.680	1:42.886	248	6	26.365	37.282	20.270	<b>29.648</b>	1:53.565	225
4	24.985	29.995	20.313	28.316	1:43.609	245	7	<b>25.910</b>	<b>30.902</b>	<b>20.168</b>	29.691	<b>1:46.671</b>	228
5	24.801	29.854	20.084	28.428	1:43.167	242	8	26.215	31.284	20.444	30.191	1:48.134	224
6	25.268	32.153	19.762	28.176	1:45.359	246	9	26.148	31.245	20.374	29.752	1:47.519	220
7	25.087	29.870	19.563	<b>28.034</b>	<b>1:42.554</b>	243	<b>19 Tommy KING (WA) (DNF)</b>						
8	24.842	29.814	19.850	28.454	1:42.960	247	1	33.243	31.443	19.874	29.314	1:53.874	208
9	25.307	30.055	19.840	28.443	1:43.645	244	2	25.011	30.860	19.437	28.698	1:44.006	251
10	25.233	<b>29.774</b>	19.760	28.396	1:43.163	244	3	24.846	<b>29.568</b>	19.543	28.276	1:42.233	261
<b>12 Mark CHIODO (VIC) (DNF)</b>							4	24.651	30.384	19.521	28.242	1:42.798	257
1	29.972	28.977	18.509	28.076	1:45.534	192	5	24.662	29.780	19.457	<b>27.956</b>	1:41.855	257
2	<b>23.478</b>	<b>28.433</b>	<b>18.365</b>	<b>27.331</b>	<b>1:37.607</b>	260	6	24.843	36.672	<b>19.435</b>	28.449	1:49.399	257
<b>13 Ben WHITE (VIC) (20th)</b>							7	<b>24.327</b>	29.640	19.457	28.268	<b>1:41.692</b>	253
1	32.862	31.569	19.920	29.154	1:53.505	203	<b>22 Glenn NANKERVIS (VIC) (29th)</b>						
2	24.956	30.200	19.326	28.432	1:42.914	257	1	34.747	31.743	<b>20.565</b>	30.086	1:57.141	202
3	24.582	30.064	19.287	28.333	1:42.266	252	2	26.614	<b>31.656</b>	20.809	30.673	1:49.752	230
4	24.651	<b>29.247</b>	19.836	28.388	1:42.122	252	3	27.194	31.708	20.729	<b>30.014</b>	1:49.645	223
5	24.712	36.447	19.416	28.368	1:48.943	250	4	27.006	31.792	20.793	30.121	1:49.712	228
6	<b>24.399</b>	30.714	19.746	28.623	1:43.482	252	5	<b>26.550</b>	32.249	20.627	30.095	<b>1:49.521</b>	226
7	24.747	29.846	19.257	28.488	1:42.338	249	6	26.907	31.736	20.872	30.437	1:49.952	223
8	24.827	29.622	19.326	28.197	1:41.972	250	7	26.722	31.912	21.115	30.383	1:50.132	223
9	24.599	29.465	19.250	28.209	<b>1:41.523</b>	251	8	27.170	31.789	20.850	30.379	1:50.188	218
10	24.642	37.458	<b>19.075</b>	<b>27.927</b>	1:49.102	252	9	27.195	33.023	21.858	31.218	1:53.294	220
<b>14 Shane MAGGS (VIC) (15th)</b>							<b>23 Riki LANYON (QLD) (25th)</b>						
1	32.069	30.200	19.182	28.390	1:49.841	202	1	35.731	31.979	20.391	30.099	1:58.200	188
2	24.561	29.847	19.172	28.634	1:42.214	258	2	26.773	31.611	20.384	29.696	1:48.464	252
3	24.248	29.410	19.409	28.279	1:41.346	251	3	25.329	30.944	19.850	29.310	1:45.433	245
4	24.051	29.159	19.150	27.971	1:40.331	249	4	25.805	31.528	20.339	28.662	1:46.334	247
5	24.120	29.395	<b>19.120</b>	28.046	1:40.681	248	5	24.995	30.567	19.731	28.998	1:44.291	250
6	24.191	29.561	19.262	28.096	1:41.110	253	6	25.069	<b>30.467</b>	20.040	29.010	1:44.586	251
7	24.313	29.312	19.133	<b>27.899</b>	1:40.657	250	7	25.042	30.768	19.770	28.721	1:44.301	248
8	24.431	29.130	19.325	28.056	1:40.942	247	8	25.261	30.664	<b>19.650</b>	<b>28.641</b>	<b>1:44.216</b>	247
9	<b>23.959</b>	<b>29.097</b>	<b>19.120</b>	27.923	<b>1:40.099</b>	252	9	<b>24.859</b>	30.950	19.712	29.024	1:44.545	249
10	24.029	43.887	20.333	28.912	1:57.161	246	10	25.104	31.057	19.888	28.935	1:44.984	249
<b>15 Rylee SIMONS (VIC) (28th)</b>							<b>25 Ben BLYTH (VIC) (6th)</b>						
1	34.968	32.348	20.473	30.372	1:58.161	208	1	30.670	28.920	18.681	27.455	1:45.726	198
2	26.929	31.665	20.430	30.294	1:49.318	232	2	23.991	28.759	<b>18.544</b>	27.331	1:38.625	260

*Scott Laing*  
 Chief Time Keeper - Scott Laing

*Tom Williams*  
 Clerk of Course - Tom Williams



Computime Race Timing Systems Pty Ltd © 1996  
 Licensed to Computime Race Timing Systems  
**COMPUTIME RACE TIMING SYSTEMS PTY LTD**  
**www.computime.com.au**

9 Timber Lane, Glen Waverley Vic 3150. Ph: 0418 17 13 17

E-mail: scott@computime.com.au





# SUPPORT CLASS RESULTS

## AUSTRALIAN SUPERSPORT

### Race 1

Date: 27/02/16  
 Event: R05  
 Weather: Mostly sunny - Temp: 21.3C  
 Track: Dry - Temp: 42.0C

Started at: 16:16:08  
 Laps: 10  
 Starters: 36  
 Printed at: 16:37

### PROVISIONAL SPLIT TIMES

Lap	Split 1	Split 2	Split 3	Split 4	Lap Time	Spd	Lap	Split 1	Split 2	Split 3	Split 4	Lap Time	Spd
3	23.876	28.960	18.622	27.918	1:39.376	255	10	<b>24.168</b>	29.558	19.275	28.016	<b>1:41.017</b>	251
4	24.268	28.773	18.832	27.682	1:39.555	249							
5	23.986	28.750	18.659	<b>27.325</b>	1:38.720	258	<b>32 David ROUGHLEY (QLD) (27th)</b>						
6	<b>23.861</b>	<b>28.681</b>	18.562	27.518	<b>1:38.622</b>	254	1	35.064	32.015	20.663	30.064	1:57.806	196
7	24.320	28.840	18.740	27.902	1:39.802	249	2	26.921	31.538	20.732	30.141	1:49.332	245
8	24.262	28.902	18.688	28.042	1:39.894	247	3	26.680	31.342	20.332	29.633	1:47.987	240
9	24.334	28.920	18.643	27.760	1:39.657	248	4	26.658	31.184	20.358	29.547	1:47.747	241
10	24.445	29.385	18.933	27.801	1:40.564	247	5	26.430	31.721	20.555	29.771	1:48.477	241
							6	26.445	31.136	20.305	<b>29.543</b>	1:47.429	235
<b>26 Matt PRICE (WA) (14th)</b>							7	<b>26.330</b>	<b>30.875</b>	<b>20.288</b>	29.592	<b>1:47.085</b>	242
1	31.994	30.084	19.083	28.489	1:49.650	203	8	26.642	31.376	20.437	29.800	1:48.255	240
2	<b>24.278</b>	30.502	19.208	<b>28.466</b>	1:42.454	251	9	26.841	31.246	20.490	29.732	1:48.309	238
3	24.590	29.722	19.084	28.609	1:42.005	251	10	26.448	31.267	20.645	29.714	1:48.074	239
4	24.460	29.560	19.156	28.714	1:41.890	245							
5	24.430	29.624	19.800	28.687	1:42.541	243	<b>33 Jack TWISSE (WA) (23th)</b>						
6	24.416	29.488	19.138	28.626	1:41.668	242	1	33.106	30.850	20.251	29.291	1:53.498	205
7	24.538	29.562	19.038	29.610	1:42.748	239	2	25.247	30.569	19.498	<b>28.845</b>	1:44.159	234
8	24.415	29.702	19.299	29.042	1:42.458	239	3	25.371	40.279	19.699	29.192	1:54.541	249
9	24.519	<b>29.259</b>	<b>18.950</b>	28.761	<b>1:41.489</b>	238	4	25.804	30.247	19.935	29.000	1:44.986	232
10	24.577	29.806	19.128	29.309	1:42.820	237	5	25.145	30.143	19.852	29.137	1:44.277	242
							6	25.354	30.241	19.694	29.263	1:44.552	240
<b>27 Nic LIMINTON (SA) (8th)</b>							7	25.305	<b>30.064</b>	19.746	29.148	1:44.263	238
1	31.196	29.300	18.923	27.863	1:47.282	193	8	25.492	30.534	19.702	29.633	1:45.361	239
2	23.853	29.035	18.901	27.844	1:39.633	259	9	25.339	30.490	<b>19.334</b>	29.211	1:44.374	239
3	23.739	28.943	18.804	27.662	1:39.148	259	10	<b>25.089</b>	30.425	19.487	29.091	<b>1:44.092</b>	241
4	23.683	28.856	18.689	27.622	1:38.850	259							
5	23.614	29.147	18.776	<b>27.561</b>	1:39.098	258	<b>36 Sam CLARKE (WA) (3rd)</b>						
6	23.582	28.866	18.714	27.673	1:38.835	257	1	29.631	28.622	18.704	31.379	1:48.336	194
7	23.635	<b>28.838</b>	<b>18.676</b>	27.685	<b>1:38.834</b>	258	2	23.460	28.608	18.725	<b>27.330</b>	1:38.123	257
8	<b>23.577</b>	28.999	18.771	27.910	1:39.257	260	3	23.512	28.452	<b>18.474</b>	27.810	1:38.248	257
9	23.914	29.125	18.850	27.863	1:39.752	259	4	23.541	28.693	18.673	27.466	1:38.373	258
10	24.058	29.549	18.841	27.925	1:40.373	256	5	23.534	28.599	18.672	27.390	1:38.195	257
							6	23.464	<b>28.410</b>	18.552	27.549	<b>1:37.975</b>	255
<b>29 Patrick LI (VIC) (12th)</b>							7	23.561	28.548	18.580	27.538	1:38.227	249
1	31.582	29.493	19.279	28.223	1:48.577	205	8	23.591	28.592	18.638	27.492	1:38.313	249
2	24.511	29.226	19.177	28.221	1:41.135	255	9	23.889	28.603	18.871	27.516	1:38.879	251
3	24.245	29.202	19.217	28.494	1:41.158	251	10	<b>23.405</b>	28.735	18.968	27.712	1:38.820	253
4	24.421	29.261	19.176	28.177	1:41.035	248							
5	24.642	<b>29.191</b>	19.573	28.183	1:41.589	244	<b>41 Nathan NORRIS (SA) (30th)</b>						
6	24.669	29.513	19.195	28.013	1:41.390	245	1	35.976	33.244	21.219	30.389	2:00.828	190
7	24.436	29.313	19.345	27.949	1:41.043	249	2	26.424	32.512	21.148	30.242	1:50.326	243
8	24.447	29.226	19.152	28.222	1:41.047	249	3	26.578	32.458	20.923	30.379	1:50.338	237
9	24.461	29.838	<b>19.101</b>	<b>27.945</b>	1:41.345	248	4	26.606	31.810	21.391	30.059	1:49.866	235

*Scott Laing*  
 Chief Time Keeper - Scott Laing

*Tom Williams*  
 Clerk of Course - Tom Williams



Computime Race Timing Systems Pty Ltd © 1996  
 Licensed to Computime Race Timing Systems  
**COMPUTIME RACE TIMING SYSTEMS PTY LTD**  
**www.computime.com.au**

9 Timber Lane, Glen Waverley Vic 3150. Ph: 0418 17 13 17

E-mail: scott@computime.com.au





# SUPPORT CLASS RESULTS

## AUSTRALIAN SUPERSPORT

### Race 1

Date: 27/02/16  
 Event: R05  
 Weather: Mostly sunny - Temp: 21.3C  
 Track: Dry - Temp: 42.0C

Started at: 16:16:08  
 Laps: 10  
 Starters: 36  
 Printed at: 16:37

### PROVISIONAL SPLIT TIMES

Lap	Split 1	Split 2	Split 3	Split 4	Lap Time	Spd	Lap	Split 1	Split 2	Split 3	Split 4	Lap Time	Spd
5	26.730	32.487	21.123	30.413	1:50.753	235	1	30.082	29.013	18.834	27.725	1:45.654	203
6	26.539	32.352	20.842	30.205	1:49.938	235	2	24.195	28.897	<b>18.719</b>	<b>27.349</b>	1:39.160	255
7	26.458	31.878	21.524	29.976	1:49.836	236	3	<b>23.749</b>	28.890	18.750	27.695	1:39.084	262
8	26.388	<b>31.459</b>	21.356	30.018	1:49.221	232	4	23.897	28.575	19.071	27.510	1:39.053	260
9	<b>26.353</b>	31.985	<b>20.557</b>	<b>29.550</b>	<b>1:48.445</b>	234	5	23.964	<b>28.544</b>	18.884	27.421	<b>1:38.813</b>	257
							6	23.785	28.585	18.900	27.550	1:38.820	259
							7	23.886	28.921	19.026	28.016	1:39.849	257
44 Jessica WATKINS (VIC) (21th)							8	24.187	28.763	19.153	27.774	1:39.877	255
1	32.554	31.005	20.297	28.791	1:52.647	207	9	24.260	29.175	18.998	27.896	1:40.329	257
2	25.134	31.016	19.807	29.803	1:45.760	249	10	23.959	29.375	19.122	27.548	1:40.004	258
3	25.028	30.336	19.827	28.989	1:44.180	244							
4	25.207	30.709	20.334	28.798	1:45.048	244	61 Rhys BELLING (VIC) (18th)						
5	25.171	30.575	20.098	28.900	1:44.744	245	1	33.629	30.599	20.138	29.107	1:53.473	197
6	25.698	30.341	19.983	28.765	1:44.787	244	2	24.807	30.209	19.728	28.758	1:43.502	258
7	25.215	30.020	19.834	<b>28.741</b>	1:43.810	245	3	24.891	29.878	19.425	28.600	1:42.794	254
8	25.224	30.192	20.100	28.775	1:44.291	244	4	<b>24.785</b>	29.891	19.433	28.360	1:42.469	254
9	<b>24.850</b>	30.010	19.655	28.777	1:43.292	245	5	25.141	30.500	19.372	28.419	1:43.432	254
10	24.900	<b>29.858</b>	<b>19.493</b>	28.774	<b>1:43.025</b>	245	6	25.168	29.910	19.265	28.445	1:42.788	254
							7	25.033	29.793	<b>19.197</b>	28.323	<b>1:42.346</b>	252
47 Jonny TAYLOR (VIC) (22th)							8	25.050	37.768	19.307	<b>28.193</b>	1:50.318	251
1	32.440	30.338	19.594	29.236	1:51.608	200	9	25.221	<b>29.504</b>	19.306	28.622	1:42.653	249
2	25.262	30.072	19.614	29.110	<b>1:44.058</b>	241	10	25.215	29.538	19.413	28.438	1:42.604	247
3	25.258	<b>30.039</b>	19.805	29.004	1:44.106	238							
4	25.743	30.098	19.591	29.009	1:44.441	239	65 Troy GUENTHER (QLD) (1st)						
5	<b>25.120</b>	30.210	19.661	29.390	1:44.381	239	1	29.041	28.654	18.476	27.338	1:43.509	196
6	25.399	30.717	19.668	29.122	1:44.906	237	2	23.488	28.704	<b>18.287</b>	27.433	1:37.912	251
7	25.159	30.305	19.652	<b>29.000</b>	1:44.116	239	3	23.545	28.647	18.392	27.282	1:37.866	251
8	25.457	30.419	19.851	29.032	1:44.759	236	4	23.534	28.582	18.344	27.255	1:37.715	251
9	25.516	30.318	19.735	29.331	1:44.900	242	5	<b>23.435</b>	<b>28.423</b>	18.438	27.222	<b>1:37.518</b>	251
10	25.273	30.530	<b>19.590</b>	29.182	1:44.575	236	6	23.534	28.565	18.420	27.367	1:37.886	251
							7	23.594	28.728	18.572	27.365	1:38.259	252
50 Callum SPRIGGS (QLD) (2nd)							8	23.489	28.605	18.837	<b>27.201</b>	1:38.132	252
1	29.476	29.012	18.671	28.512	1:45.671	197	9	23.643	28.453	19.019	27.357	1:38.472	252
2	24.347	28.795	18.745	27.347	1:39.234	247	10	24.245	29.154	18.595	27.453	1:39.447	248
3	23.753	28.897	18.746	27.793	1:39.189	260							
4	24.019	29.354	18.702	27.246	1:39.321	257	66 Hayden SPINKS (NSW) (19th)						
5	24.129	28.865	18.857	27.416	1:39.267	253	1	34.147	31.173	19.904	29.091	1:54.315	194
6	23.454	28.485	18.688	27.341	1:37.968	256	2	<b>24.859</b>	30.797	19.893	28.867	1:44.416	257
7	23.867	28.320	18.414	27.255	1:37.856	251	3	25.268	30.280	19.980	28.647	1:44.175	242
8	<b>23.449</b>	<b>28.263</b>	<b>18.385</b>	<b>27.229</b>	<b>1:37.326</b>	257	4	25.148	30.121	20.116	28.403	1:43.788	250
9	23.919	28.590	18.586	27.367	1:38.462	250	5	25.241	32.406	19.791	28.399	1:45.837	244
10	23.474	28.395	18.588	27.442	1:37.899	249	6	25.163	29.874	19.730	28.459	1:43.226	248
							7	24.929	29.892	19.762	28.656	1:43.239	248
52 Ryan TAYLOR (VIC) (7th)													

*Scott Laing*  
 Chief Time Keeper - Scott Laing

*Tom Williams*  
 Clerk of Course - Tom Williams



Computime Race Timing Systems Pty Ltd © 1996  
 Licensed to Computime Race Timing Systems  
**COMPUTIME RACE TIMING SYSTEMS PTY LTD**  
**www.computime.com.au**

9 Timber Lane, Glen Waverley Vic 3150. Ph: 0418 17 13 17

E-mail: scott@computime.com.au





# SUPPORT CLASS RESULTS

## AUSTRALIAN SUPERSPORT

### Race 1

Date: 27/02/16  
 Event: R05  
 Weather: Mostly sunny - Temp: 21.3C  
 Track: Dry - Temp: 42.0C

Started at: 16:16:08  
 Laps: 10  
 Starters: 36  
 Printed at: 16:37

### PROVISIONAL SPLIT TIMES

Lap	Split 1	Split 2	Split 3	Split 4	Lap Time	Spd	Lap	Split 1	Split 2	Split 3	Split 4	Lap Time	Spd
8	24.915	30.018	19.643	28.784	1:43.360	248	4	24.952	30.040	19.280	28.401	1:42.673	244
9	25.009	<b>29.579</b>	<b>19.610</b>	<b>28.270</b>	<b>1:42.468</b>	243	5	24.512	29.497	19.402	<b>28.335</b>	1:41.746	254
10	25.019	29.944	19.707	28.419	1:43.089	247	6	25.039	29.615	19.264	28.703	1:42.621	246
<b>71 Terry DIXON (VIC) (31th)</b>							7	24.411	<b>29.496</b>	19.231	28.438	<b>1:41.576</b>	245
1	35.599	33.016	20.877	30.515	2:00.007	190	8	24.577	29.836	19.276	28.676	1:42.365	247
2	26.903	<b>31.520</b>	20.680	30.749	1:49.852	229	9	24.757	29.780	19.256	28.440	1:42.233	244
3	26.920	41.201	21.358	31.289	2:00.768	225	10	24.673	29.618	<b>19.041</b>	28.520	1:41.852	244
4	27.405	32.097	21.327	30.613	1:51.442	220	<b>76 Scott GAPPS (NSW) (24th)</b>						
5	26.845	32.027	20.745	30.547	1:50.164	223	1	33.436	43.695	21.557	29.627	2:08.315	205
6	26.977	32.266	20.660	30.593	1:50.496	221	2	25.475	30.972	20.124	28.667	1:45.238	243
7	<b>26.688</b>	31.913	21.579	31.059	1:51.239	224	3	25.203	30.892	19.636	28.584	1:44.315	250
8	27.641	34.484	20.719	30.608	1:53.452	220	4	25.746	30.705	19.974	28.770	1:45.195	249
9	26.941	32.007	<b>20.390</b>	<b>30.420</b>	<b>1:49.758</b>	220	5	26.299	30.845	19.660	28.718	1:45.522	243
<b>72 Brad SHAW (VIC) (10th)</b>							6	25.176	29.994	19.744	28.576	1:43.490	249
1	31.782	29.764	19.111	28.053	1:48.710	204	7	25.212	<b>29.885</b>	19.520	28.530	1:43.147	249
2	23.806	<b>28.834</b>	18.868	<b>27.699</b>	<b>1:39.207</b>	257	8	25.284	30.238	19.677	<b>28.410</b>	1:43.609	248
3	<b>23.794</b>	29.199	18.859	27.991	1:39.843	258	9	25.245	30.163	<b>19.359</b>	28.541	1:43.308	248
4	23.900	29.095	19.035	27.982	1:40.012	257	10	<b>24.795</b>	30.064	19.703	28.575	<b>1:43.137</b>	251
5	23.872	29.075	19.017	28.035	1:39.999	252	<b>77 Robbie MENZIES (QLD) (DNF)</b>						
6	23.949	29.311	<b>18.851</b>	28.070	1:40.181	252	1	30.772	29.026	18.783	27.494	1:46.075	197
7	23.969	29.253	19.096	27.964	1:40.282	251	2	24.140	29.015	18.791	<b>27.443</b>	1:39.389	263
8	23.972	29.255	19.002	28.150	1:40.379	252	3	<b>23.793</b>	<b>28.550</b>	18.778	28.016	1:39.137	255
9	24.287	29.251	19.123	28.198	1:40.859	250	4	23.821	28.725	<b>18.729</b>	27.457	<b>1:38.732</b>	254
10	24.711	29.379	19.320	28.448	1:41.858	251	5	24.098	28.870	18.892	27.522	1:39.382	255
<b>74 Cam RUSSELL (VIC) (11th)</b>							6	24.054	29.000	18.732	27.485	1:39.271	254
1	31.671	30.182	19.226	28.567	1:49.646	200	7	23.839	28.601	18.788	27.594	1:38.822	254
2	24.564	29.548	19.114	27.996	1:41.222	255	<b>82 Chris QUINN (NSW) (5th)</b>						
3	<b>24.179</b>	29.377	19.044	27.833	<b>1:40.433</b>	251	1	30.563	29.471	18.844	27.846	1:46.724	198
4	24.358	29.397	19.142	<b>27.782</b>	1:40.679	253	2	23.852	28.967	18.827	27.542	1:39.188	258
5	24.406	29.712	19.449	28.023	1:41.590	248	3	24.000	29.105	18.724	27.615	1:39.444	258
6	24.340	29.418	19.037	27.811	1:40.606	250	4	23.678	28.757	18.718	27.706	1:38.859	257
7	24.302	29.348	<b>18.912</b>	27.872	1:40.434	247	5	23.833	29.016	18.622	<b>27.339</b>	1:38.810	258
8	24.366	<b>29.344</b>	19.013	28.055	1:40.778	248	6	23.792	28.683	18.558	27.436	<b>1:38.469</b>	259
9	24.388	29.397	19.031	27.992	1:40.808	248	7	<b>23.655</b>	28.836	<b>18.528</b>	28.665	1:39.684	257
10	24.311	29.377	18.959	28.112	1:40.759	247	8	23.686	28.822	18.847	27.751	1:39.106	258
<b>75 Colin LEWIS (NSW) (16th)</b>							9	23.933	28.693	18.721	27.484	1:38.831	249
1	33.213	30.266	20.493	29.017	1:52.989	200	10	23.772	<b>28.586</b>	18.731	28.057	1:39.146	252
2	24.937	30.357	19.579	28.850	1:43.723	249	<b>83 Kyle BUCKLEY (QLD) (DNF)</b>						
3	<b>24.359</b>	30.204	19.767	28.763	1:43.093	251	1	29.284	<b>28.829</b>	<b>18.558</b>	28.514	1:45.185	197

*Scott Laing*  
 Chief Time Keeper - Scott Laing

*Tom Williams*  
 Clerk of Course - Tom Williams



Computime Race Timing Systems Pty Ltd © 1996  
 Licensed to Computime Race Timing Systems  
**COMPUTIME RACE TIMING SYSTEMS PTY LTD**  
**www.computime.com.au**

9 Timber Lane, Glen Waverley Vic 3150. Ph: 0418 17 13 17

E-mail: scott@computime.com.au





# SUPPORT CLASS RESULTS

## AUSTRALIAN SUPERSPORT

### Race 1

Date: 27/02/16  
 Event: R05  
 Weather: Mostly sunny - Temp: 21.3C  
 Track: Dry - Temp: 42.0C

Started at: 16:16:08  
 Laps: 10  
 Starters: 36  
 Printed at: 16:37

### PROVISIONAL SPLIT TIMES

Lap	Split 1	Split 2	Split 3	Split 4	Lap Time	Spd	Lap	Split 1	Split 2	Split 3	Split 4	Lap Time	Spd
2	<u>23.688</u>	28.837	18.590	27.728	<u>1:38.843</u>	252	96 Luke MITCHELL (NSW) (4th)						
3	23.874	29.039	18.763	<u>27.471</u>	1:39.147	252	1	29.843	28.944	18.646	28.189	1:45.622	201
88 Harrison COX (QLD) (13th)							2	23.853	28.712	<u>18.573</u>	<u>27.350</u>	<u>1:38.488</u>	258
1	31.476	29.867	19.422	28.270	1:49.035	201	3	23.950	28.737	18.673	27.623	1:38.983	256
2	24.252	30.767	19.188	28.214	1:42.421	257	4	23.986	28.612	18.820	27.723	1:39.141	251
3	24.193	<u>29.123</u>	19.216	27.974	1:40.506	254	5	23.824	28.546	18.720	27.693	1:38.783	251
4	24.144	29.307	19.228	27.933	1:40.612	254	6	23.985	28.558	18.604	27.586	1:38.733	251
5	24.509	29.443	19.386	28.078	1:41.416	250	7	23.812	28.514	18.634	27.623	1:38.583	252
6	24.355	29.565	19.239	27.978	1:41.137	254	8	23.873	28.559	18.588	27.500	1:38.520	254
7	24.610	29.740	19.122	27.996	1:41.468	253	9	24.079	<u>28.471</u>	18.624	27.452	1:38.626	254
8	24.274	29.162	19.275	27.962	1:40.673	253	10	<u>23.761</u>	28.751	19.073	27.767	1:39.352	254
9	24.401	29.252	<u>18.962</u>	<u>27.682</u>	<u>1:40.297</u>	253	97 Luke HOREWOOD (SA) (26th)						
10	<u>24.002</u>	30.836	19.130	27.851	1:41.819	251	1	33.974	31.044	20.173	29.638	1:54.829	206
92 Ted COLLINS (VIC) (9th)							2	<u>25.328</u>	30.457	20.137	<u>29.014</u>	<u>1:44.936</u>	254
1	31.085	29.649	18.995	27.915	1:47.644	188	3	25.679	41.304	20.279	30.235	1:57.497	249
2	24.016	29.107	<u>18.878</u>	<u>27.732</u>	<u>1:39.733</u>	257	4	25.905	<u>30.404</u>	20.325	29.149	1:45.783	244
3	24.027	<u>28.806</u>	19.000	27.952	1:39.785	256	5	26.534	31.635	20.442	29.762	1:48.373	227
4	<u>24.009</u>	28.827	19.029	27.965	1:39.830	254	6	25.879	30.674	20.201	29.659	1:46.413	245
5	24.058	28.878	19.072	27.959	1:39.967	249	7	26.043	30.683	20.179	29.555	1:46.460	242
6	24.106	28.968	18.901	27.888	1:39.863	249	8	26.354	30.716	20.467	29.276	1:46.813	241
7	24.169	29.022	18.922	27.985	1:40.098	248	9	25.988	30.868	<u>20.096</u>	29.497	1:46.449	241
8	24.249	29.143	19.114	28.071	1:40.577	248	10	26.061	30.902	20.506	29.362	1:46.831	239
9	24.373	29.177	19.177	28.170	1:40.897	247							
10	24.599	28.865	18.911	27.962	1:40.337	248							

The results are provisional until the end of the time limit for protests and appeals.

*Scott Laing*  
 Chief Time Keeper - Scott Laing

*Tom Williams*  
 Clerk of Course - Tom Williams



Computime Race Timing Systems Pty Ltd © 1996  
 Licensed to Computime Race Timing Systems  
**COMPUTIME RACE TIMING SYSTEMS PTY LTD**  
**www.computime.com.au**

9 Timber Lane, Glen Waverley Vic 3150. Ph: 0418 17 13 17

E-mail: scott@computime.com.au







# SUPPORT CLASS RESULTS

## AUSTRALIAN SUPERSPORT

### Race 1

Date: 27/02/16  
 Event: R05  
 Weather: Mostly sunny - Temp: 21.3C  
 Track: Dry - Temp: 42.0C

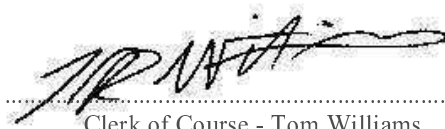
Started at: 16:16:08  
 Laps: 10  
 Starters: 36  
 Printed at: 16:37

### PROVISIONAL FASTEST LAPS SEQUENCE

Lap	Race Pos	No	Name	Machine	Fastest Lap	On Lap
1	1	65	Troy GUENTHER (QLD)	Yamaha YZF-R6	1:43.509	1
2	1	65	Troy GUENTHER (QLD)	Yamaha YZF-R6	1:37.912	2
2	2	12	Mark CHIODO (VIC)	Triumph Daytona	1:37.607	2
5	1	65	Troy GUENTHER (QLD)	Yamaha YZF-R6	1:37.518	5
8	4	50	Callum SPRIGGS (QLD)	Kawasaki ZX6R	1:37.326	8

The results are provisional until the end of the time limit for protests and appeals.

  
 Chief Time Keeper - Scott Laing


  
 Clerk of Course - Tom Williams



Computime Race Timing Systems Pty Ltd © 1996  
 Licensed to Computime Race Timing Systems  
**COMPUTIME RACE TIMING SYSTEMS PTY LTD**  
**www.computime.com.au**

9 Timber Lane, Glen Waverley Vic 3150. Ph: 0418 17 13 17

E-mail: scott@computime.com.au





# SUPPORT CLASS RESULTS

## AUSTRALIAN SUPERSPORT

### Race 1

Date: 27/02/16  
 Event: R05  
 Weather: Mostly sunny - Temp: 21.3C  
 Track: Dry - Temp: 42.0C

Started at: 16:16:08  
 Laps: 10  
 Starters: 36  
 Printed at: 16:37

### PROVISIONAL LAP SHEET

No	Lap Time	Gap	No	Lap Time	Gap	No	Lap Time	Gap	No	Lap Time	Gap	No	Lap Time	Gap
<b>Lap 1</b>			76	2:08.315	24.806	41	1:50.326	29.733	41	1:50.338	42.205	71	1:51.442	1:05.067
65	1:43.509		<b>Lap 2</b>			76	1:45.238	32.132	71	2:00.768	51.340	<b>Lap 5</b>		
83	1:45.185	1.676	65	1:37.912		<b>Lap 3</b>			<b>Lap 4</b>			65	1:37.518	
12	1:45.534	2.025	12	1:37.607	1.720	65	1:37.866		65	1:37.715		96	1:38.783	6.497
96	1:45.622	2.113	83	1:38.843	2.607	96	1:38.983	3.806	96	1:39.141	5.232	36	1:38.195	6.755
52	1:45.654	2.145	96	1:38.488	2.689	83	1:39.147	3.888	52	1:39.053	5.949	52	1:38.813	7.244
50	1:45.671	2.162	25	1:38.625	2.930	25	1:39.376	4.440	36	1:38.373	6.078	25	1:38.720	7.482
25	1:45.726	2.217	52	1:39.160	3.393	52	1:39.084	4.611	25	1:39.555	6.280	50	1:39.267	8.162
77	1:46.075	2.566	50	1:39.234	3.484	50	1:39.189	4.807	77	1:38.732	6.331	77	1:39.382	8.195
82	1:46.724	3.215	77	1:39.389	4.043	77	1:39.137	5.314	50	1:39.321	6.413	82	1:38.810	8.505
27	1:47.282	3.773	82	1:39.188	4.491	36	1:38.248	5.420	82	1:38.859	7.213	27	1:39.098	9.491
92	1:47.644	4.135	36	1:38.123	5.038	82	1:39.444	6.069	27	1:38.850	7.911	92	1:39.967	12.439
36	1:48.336	4.827	27	1:39.633	5.494	27	1:39.148	6.776	92	1:39.830	9.990	72	1:39.999	13.251
29	1:48.577	5.068	92	1:39.733	5.956	92	1:39.785	7.875	72	1:40.012	10.770	29	1:41.589	18.974
72	1:48.710	5.201	72	1:39.207	6.496	72	1:39.843	8.473	29	1:41.035	14.903	74	1:41.590	19.050
88	1:49.035	5.526	29	1:41.135	8.291	29	1:41.158	11.583	74	1:40.679	14.978	88	1:41.416	19.470
74	1:49.646	6.137	74	1:41.222	9.447	74	1:40.433	12.014	88	1:40.612	15.572	14	1:40.681	19.893
26	1:49.650	6.141	88	1:42.421	10.035	88	1:40.506	12.675	14	1:40.331	16.730	26	1:42.541	24.020
14	1:49.841	6.332	14	1:42.214	10.634	14	1:41.346	14.114	26	1:41.890	18.997	4	1:43.167	29.581
4	1:51.520	8.011	26	1:42.454	10.683	26	1:42.005	14.822	13	1:42.122	23.805	75	1:41.746	29.704
47	1:51.608	8.099	4	1:42.919	13.018	4	1:42.886	18.038	4	1:43.609	23.932	19	1:41.855	30.246
44	1:52.647	9.138	47	1:44.058	14.245	13	1:42.266	19.398	61	1:42.469	25.236	61	1:43.432	31.150
75	1:52.989	9.480	13	1:42.914	14.998	61	1:42.794	20.482	75	1:42.673	25.476	47	1:44.381	34.074
61	1:53.473	9.964	75	1:43.723	15.291	47	1:44.106	20.485	19	1:42.798	25.909	13	1:48.943	35.230
33	1:53.498	9.989	61	1:43.502	15.554	75	1:43.093	20.518	47	1:44.441	27.211	44	1:44.744	37.859
13	1:53.505	9.996	33	1:44.159	16.236	19	1:42.233	20.826	66	1:43.788	29.692	66	1:45.837	38.011
19	1:53.874	10.365	19	1:44.006	16.459	44	1:44.180	23.300	44	1:45.048	30.633	33	1:44.277	46.941
66	1:54.315	10.806	44	1:45.760	16.986	66	1:44.175	23.619	33	1:44.986	40.182	23	1:44.291	48.202
97	1:54.829	11.320	66	1:44.416	17.310	23	1:45.433	32.810	23	1:46.334	41.429	76	1:45.522	54.065
22	1:57.141	13.632	97	1:44.936	18.344	33	1:54.541	32.911	32	1:47.747	45.870	32	1:48.477	56.829
32	1:57.806	14.297	23	1:48.464	25.243	32	1:47.987	35.838	97	1:45.783	46.043	97	1:48.373	56.898
15	1:58.161	14.652	22	1:49.752	25.472	22	1:49.645	37.251	76	1:45.195	46.061	15	1:48.996	1:01.110
23	1:58.200	14.691	32	1:49.332	25.717	15	1:49.560	37.752	22	1:49.712	49.248	22	1:49.521	1:01.251
71	2:00.007	16.498	15	1:49.318	26.058	97	1:57.497	37.975	15	1:49.595	49.632	41	1:50.753	1:07.591
41	2:00.828	17.319	71	1:49.852	28.438	76	1:44.315	38.581	41	1:49.866	54.356	71	1:50.164	1:17.713

*Scott Laing*  
 Chief Time Keeper - Scott Laing

*Tom Williams*  
 Clerk of Course - Tom Williams



Computime Race Timing Systems Pty Ltd © 1996  
 Licensed to Computime Race Timing Systems  
**COMPUTIME RACE TIMING SYSTEMS PTY LTD**  
[www.computime.com.au](http://www.computime.com.au)

9 Timber Lane, Glen Waverley Vic 3150. Ph: 0418 17 13 17

E-mail: [scott@computime.com.au](mailto:scott@computime.com.au)





# SUPPORT CLASS RESULTS

## AUSTRALIAN SUPERSPORT

### Race 1

Date: 27/02/16  
 Event: R05  
 Weather: Mostly sunny - Temp: 21.3C  
 Track: Dry - Temp: 42.0C

Started at: 16:16:08  
 Laps: 10  
 Starters: 36  
 Printed at: 16:37

### PROVISIONAL LAP SHEET

No	Lap Time	Gap	No	Lap Time	Gap	No	Lap Time	Gap	No	Lap Time	Gap	No	Lap Time	Gap
<b>Lap 6</b>			<b>Lap 7</b>			71	1:51.239	1 lap	82	1:38.831	11.846	27	1:40.373	14.346
65	1:37.886		65	1:38.259		36	1:38.313	6.993	25	1:39.657	12.708	92	1:40.337	22.015
36	1:37.975	6.844	36	1:38.227	6.812	50	1:37.326	7.035	52	1:40.329	13.370	72	1:41.858	24.614
96	1:38.733	7.344	96	1:38.583	7.668	96	1:38.520	8.056	27	1:39.752	13.420	74	1:40.759	30.239
52	1:38.820	8.178	50	1:37.856	7.841	82	1:39.106	11.487	71	1:53.452	1 lap	71	1:49.758	1 lap
25	1:38.622	8.218	25	1:39.802	9.761	52	1:39.877	11.513	92	1:40.897	21.125	29	1:41.017	32.620
50	1:37.968	8.244	52	1:39.849	9.768	25	1:39.894	11.523	72	1:40.859	22.203	88	1:41.819	32.668
82	1:38.469	9.088	77	1:38.822	10.143	27	1:39.257	12.140	74	1:40.808	28.927	26	1:42.820	43.007
77	1:39.271	9.580	82	1:39.684	10.513	92	1:40.577	18.700	14	1:40.099	29.952	14	1:57.161	47.666
27	1:38.835	10.440	27	1:38.834	11.015	72	1:40.379	19.816	88	1:40.297	30.296	75	1:41.852	48.155
92	1:39.863	14.416	92	1:40.098	16.255	74	1:40.778	26.591	29	1:41.345	31.050	4	1:43.163	55.066
72	1:40.181	15.546	72	1:40.282	17.569	29	1:41.047	28.177	26	1:41.489	39.634	61	1:42.604	59.663
74	1:40.606	21.770	74	1:40.434	23.945	14	1:40.942	28.325	75	1:42.233	45.750	66	1:43.089	1:01.197
29	1:41.390	22.478	29	1:41.043	25.262	88	1:40.673	28.471	4	1:43.645	51.350	13	1:49.102	1:01.451
88	1:41.137	22.721	14	1:40.657	25.515	26	1:42.458	36.617	13	1:41.523	51.796	44	1:43.025	1:04.868
14	1:41.110	23.117	88	1:41.468	25.930	75	1:42.365	41.989	61	1:42.653	56.506	47	1:44.575	1:05.134
26	1:41.668	27.802	26	1:42.748	32.291	4	1:42.960	46.177	66	1:42.468	57.555	33	1:44.092	1:17.387
75	1:42.621	34.439	75	1:41.576	37.756	13	1:41.972	48.745	47	1:44.900	1:00.006	76	1:43.137	1:18.560
61	1:42.788	36.052	61	1:42.346	40.139	61	1:50.318	52.325	44	1:43.292	1:01.290	23	1:44.984	1:18.638
4	1:45.359	37.054	4	1:42.554	41.349	66	1:43.360	53.559	33	1:44.374	1:12.742	97	1:46.831	1:37.668
13	1:43.482	40.826	13	1:42.338	44.905	47	1:44.759	53.578	23	1:44.545	1:13.101	32	1:48.074	1:43.785
47	1:44.906	41.094	19	1:41.692	45.192	44	1:44.291	56.470	76	1:43.308	1:14.870			
19	1:49.399	41.759	47	1:44.116	46.951	33	1:45.361	1:06.840	97	1:46.449	1:30.284			
66	1:43.226	43.351	66	1:43.239	48.331	23	1:44.216	1:07.028	32	1:48.309	1:35.158			
44	1:44.787	44.760	44	1:43.810	50.311	76	1:43.609	1:10.034						
33	1:44.552	53.607	33	1:44.263	59.611	97	1:46.813	1:22.307	<b>Lap 10</b>					
23	1:44.586	54.902	23	1:44.301	1:00.944	32	1:48.255	1:25.321	65	1:39.447				
76	1:43.490	59.669	76	1:43.147	1:04.557	15	1:48.134	1:35.203	15	1:47.519	1 lap			
97	1:46.413	1:05.425	97	1:46.460	1:13.626	22	1:50.188	1:37.246	50	1:37.899	5.477			
32	1:47.429	1:06.372	32	1:47.085	1:15.198				36	1:38.820	6.773			
22	1:49.952	1:13.317	22	1:50.132	1:25.190	<b>Lap 9</b>			96	1:39.352	8.115			
15	1:53.565	1:16.789	15	1:46.671	1:25.201	65	1:38.472		82	1:39.146	11.545			
41	1:49.938	1:19.643	41	1:49.836	1:31.220	41	1:49.221	1 lap	22	1:53.294	1 lap			
71	1:50.496	1:30.323	<b>Lap 8</b>			50	1:38.462	7.025	41	1:48.445	1 lap			
			65	1:38.132		36	1:38.879	7.400	25	1:40.564	13.825			
						96	1:38.626	8.210	52	1:40.004	13.927			

The results are provisional until the end of the time limit for protests and appeals.

*Scott Laing*  
 Chief Time Keeper - Scott Laing

*Tom Williams*  
 Clerk of Course - Tom Williams



Computime Race Timing Systems Pty Ltd © 1996  
 Licensed to Computime Race Timing Systems  
**COMPUTIME RACE TIMING SYSTEMS PTY LTD**  
**www.computime.com.au**

9 Timber Lane, Glen Waverley Vic 3150. Ph: 0418 17 13 17

E-mail: scott@computime.com.au





# SUPPORT CLASS RESULTS

## AUSTRALIAN SUPERSPORT

### Race 1

Date: 27/02/16  
 Event: R05  
 Weather: Mostly sunny - Temp: 21.3C  
 Track: Dry - Temp: 42.0C

Started at: 16:16:08  
 Laps: 10  
 Starters: 36  
 Printed at: 16:37

### PROVISIONAL LAP CHART

Grid	1	2	3	4	5	6	7	8	9	10
65	65	65	65	65	65	65	65	65	65	65
12	83	12	96	96	96	36	36	36	50	50
83	12	83	83	52	36	96	96	50	36	36
36	96	96	25	36	52	52	50	96	96	96
50	52	25	52	25	25	25	25	82	82	82
77	50	52	50	77	50	50	52	52	25	25
82	25	50	77	50	77	82	77	25	52	52
96	77	77	36	82	82	77	82	27	27	27
52	82	82	82	27	27	27	27	92	92	92
27	27	36	27	92	92	92	92	72	72	72
25	92	27	92	72	72	72	72	74	74	74
72	36	92	72	29	29	74	74	29	14	29
92	29	72	29	74	74	29	29	14	88	88
88	72	29	74	88	88	88	14	88	29	26
74	88	74	88	14	14	14	88	26	26	14
29	74	88	14	26	26	26	26	75	75	75
26	26	14	26	13	4	75	75	4	4	4
14	14	26	4	4	75	61	61	13	13	61
13	4	4	13	61	19	4	4	61	61	66
4	47	47	61	75	61	13	13	66	66	13
47	44	13	47	19	47	47	19	47	47	44
75	75	75	75	47	13	19	47	44	44	47
69	61	61	19	66	44	66	66	33	33	33
44	33	33	44	44	66	44	44	23	23	76
61	13	19	66	33	33	33	33	76	76	23
76	19	44	23	23	23	23	23	97	97	97
33	66	66	33	32	76	76	76	32	32	32
19	97	97	32	97	32	97	97	15	15	
66	22	23	22	76	97	32	32	22	22	
97	32	22	15	22	15	22	22	41	41	
23	15	32	97	15	22	15	15	71	71	
71	23	15	76	41	41	41	41			
15	71	71	41	71	71	71	71			
22	41	41	71							
32	76	76								
41										

The results are provisional until the end of the time limit for protests and appeals.

*Scott Laing*  
 Chief Time Keeper - Scott Laing

*Tom Williams*  
 Clerk of Course - Tom Williams



Computime Race Timing Systems Pty Ltd © 1996  
 Licensed to Computime Race Timing Systems  
**COMPUTIME RACE TIMING SYSTEMS PTY LTD**  
[www.computime.com.au](http://www.computime.com.au)

9 Timber Lane, Glen Waverley Vic 3150. Ph: 0418 17 13 17

E-mail: [scott@computime.com.au](mailto:scott@computime.com.au)

